

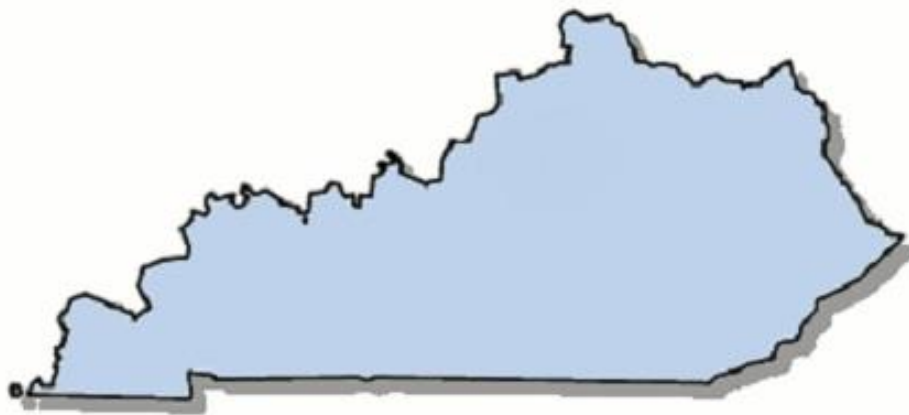


## MASON-DIXON POLLING & STRATEGY

WASHINGTON, DC - 202-548-2680

JACKSONVILLE, FL - 904-261-2444

### **MASON-DIXON® KENTUCKY POLL**



**DECEMBER 2018**

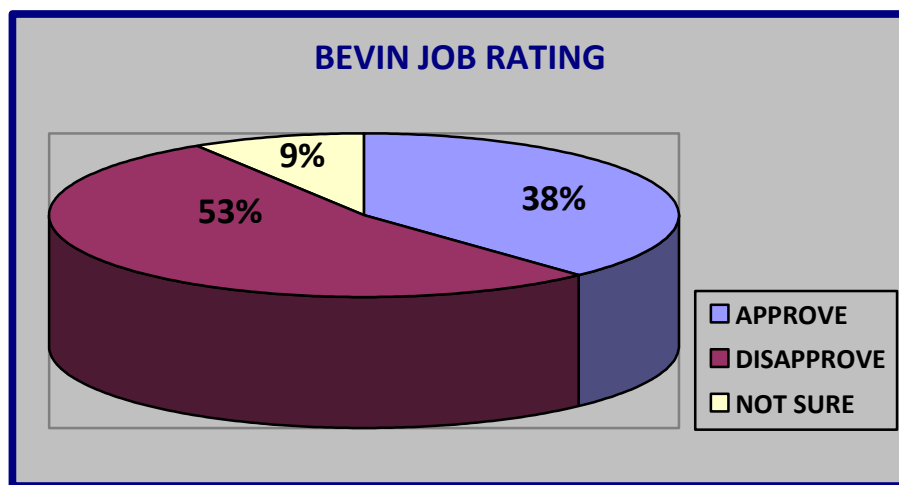
*Polling in Kentucky since 1987*

**EMBARGO:** Newspaper Publication - Tuesday, December 18, 2018  
Broadcast & Internet Release – 6 am EST, Tuesday December 18, 2018

© Copyright 2018

## **MAJORITY DISAPPROVE OF BEVIN JOB PERFORMANCE GOVERNOR FACES TOUGH RE-ELECTION RACE AGAINST BESHEAR**

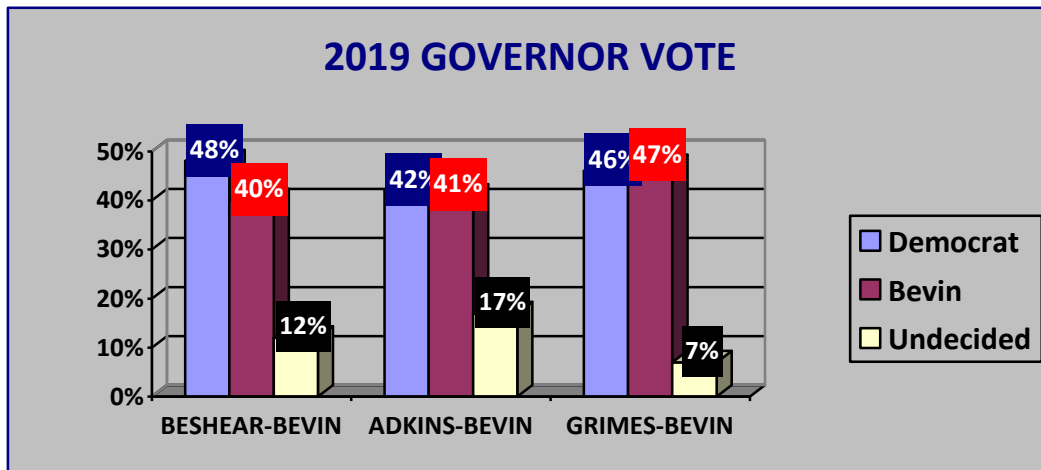
**Governor Matt Bevin is currently receiving a low job approval rating from state voters. Statewide, 53% of Kentucky voters currently disapprove of Bevin's performance, while only 38% approve. One year ago, Bevin's job rating was 45% approve/41% disapprove.**



**Attorney General Andy Beshear holds a significant lead over Bevin in a head-to-head election match-up. Statewide, 48% of Kentucky voters currently support Beshear, while 40% back Bevin and 12% are undecided.**

**State House Minority Leader Rocky Adkins is also a declared Democratic gubernatorial candidate and potential challenger to Bevin. Despite the fact that Adkins is far less known among Kentucky voters than the governor – only 42% name recognize Adkins' name --he is actually running 1-point ahead of the incumbent (42%-41%).**

The best known potential Democratic challenger, Secretary of State Alison Lundergan Grimes, has not declared if she is running or not. But she appears to be the weakest potential challenger. State voters are sharply divided over Grimes and she actually trails Bevin by 47%-46%.



There are several other potential Democratic candidates who could enter the race, but all are largely not well-known statewide. Beshear clearly is the big dog in the primary.

It is not unusual for Republican candidates to trail in the early stages of elections in Kentucky. Bevin himself trailed for most of the 2015 race, pulled about even a few weeks out and went on to win. Senator Mitch McConnell has also faced early adversity in his two most recent re-election campaigns, but in both races he stormed back late to win.

Given this recent history, it is far from over for Bevin. However, Beshear is a formidable opponent who won four years ago in a GOP-friendly state election. Bevin will need a boost out of the upcoming legislative session, hope that the national Democratic trend coming out of the 2018 mid-term ebbs and that Beshear makes some mistakes.

## STATEWIDE NAME RECOGNITION

Do you recognize the name \_\_\_\_\_?

(IF YES) Do you have a favorable, unfavorable or neutral opinion of \_\_\_\_\_?

	<u>RECOGNIZE FAVORABLE</u>	<u>RECOGNIZE UNFAVORABLE</u>	<u>RECOGNIZE NEUTRAL</u>	<u>DON'T RECOGNIZE</u>
Donald Trump	46%	37%	17%	-
Andy Beshear	31%	23%	39%	7%
Matt Bevin	29%	44%	26%	1%
Alison Lundergan Grimes	28%	29%	29%	4%
Rocky Adkins	18%	3%	21%	58%
Amy McGrath	17%	12%	23%	48%
Adam Edelen	15%	2%	20%	63%
Attica Scott	3%	2%	18%	77%

**QUESTION: Do you approve or disapprove of Matt Bevin's job performance as governor?**

	<u>APPROVE</u>	<u>DISAPPROVE</u>	<u>NOT SURE</u>
<b>STATE</b>	<b>38%</b>	<b>53%</b>	<b>9%</b>

<u>REGION</u>	<u>APPROVE</u>	<u>DISAPPROVE</u>	<u>NOT SURE</u>
Louisville Metro	31%	60%	9%
Lexington/Blue Grass	31%	61%	8%
Northern Kentucky	40%	51%	9%
Eastern Kentucky	43%	45%	12%
Western Kentucky	45%	48%	7%

<u>SEX</u>	<u>APPROVE</u>	<u>DISAPPROVE</u>	<u>NOT SURE</u>
Men	44%	48%	8%
Women	33%	57%	10%

<u>AGE</u>	<u>APPROVE</u>	<u>DISAPPROVE</u>	<u>NOT SURE</u>
<50	31%	58%	11%
50+	42%	49%	9%

<u>PARTY REGISTRATION</u>	<u>APPROVE</u>	<u>DISAPPROVE</u>	<u>NOT SURE</u>
Democrat	18%	72%	10%
Republican	63%	30%	7%
Independent	42%	50%	8%

**QUESTION: If the 2019 election for governor were held today, who would you vote for if the candidates were Andy Beshear, the Democrat and Matt Bevin, the Republican?**

	<u>STATE</u>	<u>SEX</u>		<u>AGE</u>		<u>PARTY REG</u>		
		<u>MEN</u>	<u>WOMEN</u>	<u>&lt;50</u>	<u>50+</u>	<u>DEMS</u>	<u>REPS</u>	<u>INDS</u>
BESHEAR	48%	43%	52%	52%	44%	70%	21%	46%
BEVIN	40%	44%	37%	34%	45%	17%	67%	42%
UNDECIDED	12%	13%	11%	14%	11%	13%	12%	12%

**QUESTION: If the 2019 election for governor were held today, who would you vote for if the candidates were Rocky Adkins, the Democrat and Matt Bevin, the Republican?**

	<u>STATE</u>	<u>SEX</u>		<u>AGE</u>		<u>PARTY REG</u>		
		<u>MEN</u>	<u>WOMEN</u>	<u>&lt;50</u>	<u>50+</u>	<u>DEMS</u>	<u>REPS</u>	<u>INDS</u>
ADKINS	42%	38%	45%	44%	41%	61%	19%	40%
BEVIN	41%	47%	37%	37%	43%	17%	71%	42%
UNDECIDED	17%	15%	18%	19%	16%	22%	10%	18%

**QUESTION: If the 2019 election for governor were held today, who would you vote for if the candidates were Alison Lundergan Grimes, the Democrat and Matt Bevin, the Republican?**

	<u>STATE</u>	<u>SEX</u>		<u>AGE</u>		<u>PARTY REG</u>		
		<u>MEN</u>	<u>WOMEN</u>	<u>&lt;50</u>	<u>50+</u>	<u>DEMS</u>	<u>REPS</u>	<u>INDS</u>
BEVIN	47%	50%	44%	40%	53%	19%	78%	44%
GRIMES	46%	42%	49%	51%	42%	70%	16%	44%
UNDECIDED	7%	8%	7%	9%	5%	11%	6%	12%

## **HOW THE POLL WAS CONDUCTED**

**This poll was conducted by Mason-Dixon Polling & Strategy, Inc. of Jacksonville, Florida from December 12 through December 15, 2018. A total of 625 registered Kentucky voters were interviewed statewide by telephone.**

**Those interviewed were randomly selected from a phone-matched Kentucky voter registration list that included both land-line and cell phone numbers. Quotas were assigned to reflect voter registration by county.**

**The margin for error, according to standards customarily used by statisticians, is no more than  $\pm 4$  percentage points. This means that there is a 95 percent probability that the "true" figure would fall within that range if all voters were surveyed. The margin for error is higher for any subgroup, such as a gender or party grouping.**

## DEMOGRAPHICS

### **PARTY REGISTRATION:**

Democrat	319 (51%)
Republican	256 (41%)
Independent or Other	50 (8%)

### **SEX:**

Male	306 (49%)
Female	319 (51%)

### **AGE:**

18-34	112 (18%)
35-49	176 (28%)
59-64	179 (29%)
65+	153 (24%)
Refused	5 (1%)

### **REGION:**

Louisville Metro	150 (24%)
Lexington/Bluegrass	110 (18%)
Northern Kentucky	75 (12%)
Eastern Kentucky	140 (22%)
Western Kentucky	150 (24%)



## KENTUCKY POLL REGIONS

**LOUISVILLE METRO:** Voters in Jefferson, Bullitt, Oldham, Trimble, Henry, Shelby, Spencer and Nelson counties.

**LEXINGTON/BUEGRASS:** Voters in Fayette, Woodford, Franklin, Anderson, Scott, Harrison, Bourbon, Nicholas, Clark, Madison, Garrard, Jessamine, Boyle, Mercer, Washington, Marion, Powell and Estill counties.

**NORTHERN KENTUCKY:** Voters in Boone, Kenton, Campbell, Gallatin, Carroll, Owen, Grant, Pendleton, Bracken and Robertson counties

**EASTERN KENTUCKY:** Voters in Jackson, Rockcastle, Lincoln, Casey, Taylor, Green, Metcalfe, Adair, Russell, Cumberland, Clinton, Wayne, McCreary, Whitley, Laurel, Pulaski, Monroe, Mason, Fleming, Bath, Menifee, Wolfe, Breathitt, Perry, Leslie, Harlan, Bell, Knox, Clay, Owsley, Lee, Letcher, Knott, Pike, Floyd, Martin, Johnson, Magoffin, Morgan, Rowan, Elliott, Lewis, Carter, Greenup, Boyd and Lawrence counties.

**WESTERN KENTUCKY:** Voters in Fulton, Hickman, Carlisle, Ballard, McCracken, Graves, Marshall, Calloway, Livingston, Lyon, Trigg, Crittenden, Caldwell, Christian, Hopkins, Webster, Union, Henderson, Daviess, McLean, Muhlenberg, Todd, Logan, Butler, Ohio, Hancock, Breckinridge, Meade, Hardin, Grayson, Edmonson, Warren, Simpson, Allen, Barren, Hart and LaRue counties.